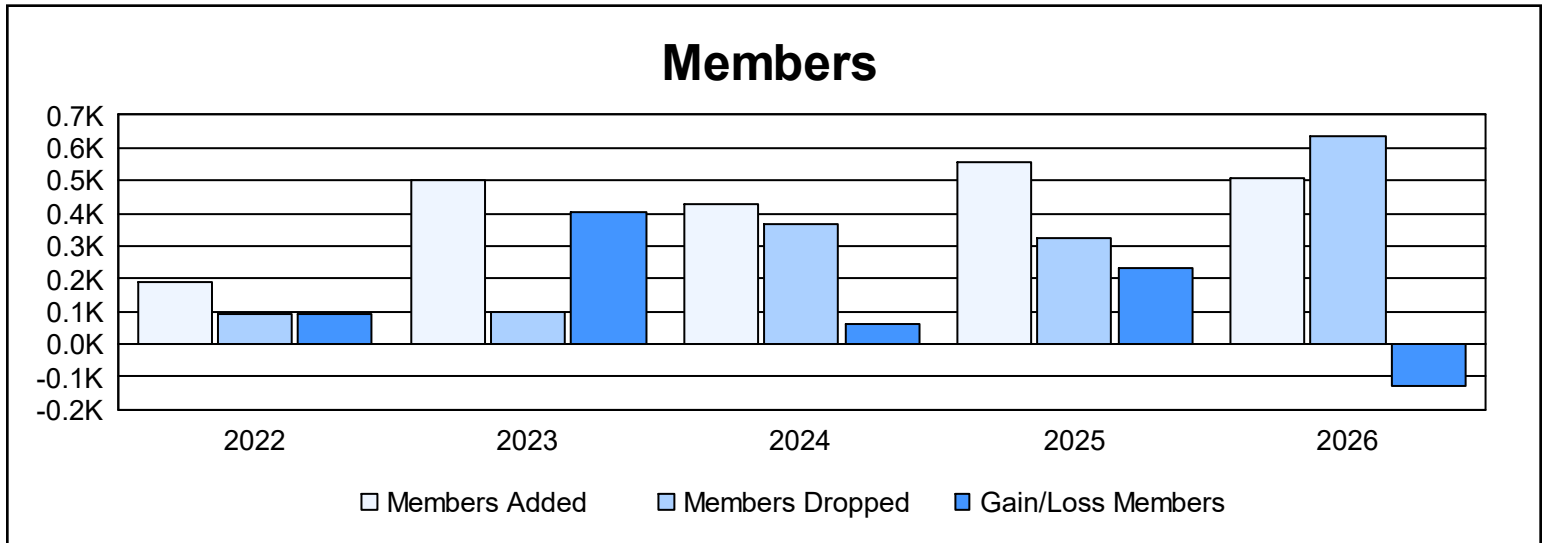
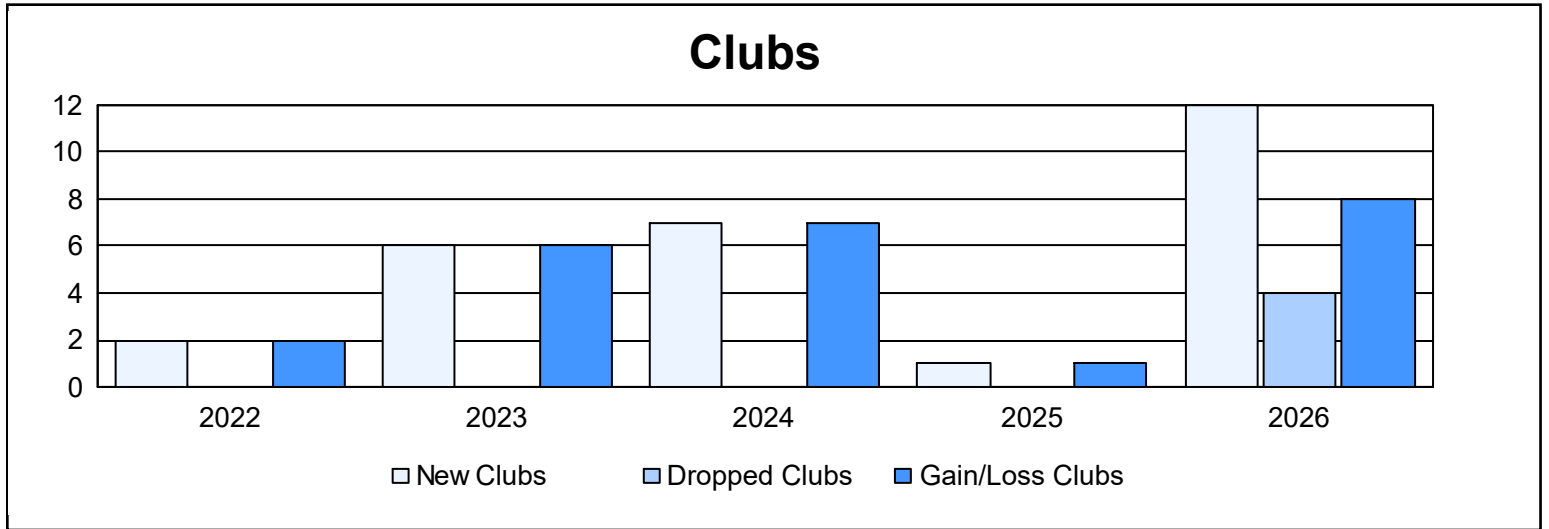
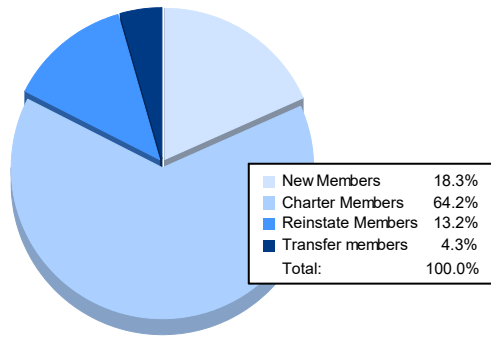


| Year | New Clubs | Dropped Clubs | Gain/ Loss Clubs | New Members | Charter Members | Reinstate Members | Transfer Members | Total Member Added | Total Members Dropped | Gain/ Loss Members |
|----------------|-----------|---------------|------------------|-------------|-----------------|-------------------|------------------|--------------------|-----------------------|--------------------|
| 2021-2022 | 2 | 0 | 2 | 131 | 52 | 5 | 0 | 188 | 95 | 93 |
| 2022-2023 | 6 | 0 | 6 | 199 | 291 | 9 | 1 | 500 | 99 | 401 |
| 2023-2024 | 7 | 0 | 7 | 174 | 225 | 23 | 8 | 430 | 369 | 61 |
| 2024-2025 | 1 | 0 | 1 | 115 | 24 | 47 | 370 | 556 | 326 | 230 |
| 2025-2026 | 12 | 4 | 8 | 93 | 327 | 67 | 22 | 509 | 635 | -126 |
| Average | 6 | 1 | 5 | 142 | 184 | 30 | 80 | 437 | 305 | 132 |



Membership Composition May 2026 Cumulative



Gender Composition May 2026 Cumulative

